


CRESTWOOD

MANUFACTURER OF FINE CUSTOM CABINETS



wood: maple
paint: pebble

HEARTLAND-MDF DOOR STYLE

AVAILABLE IN SIMPLICITY AND CORE

Door Specifications

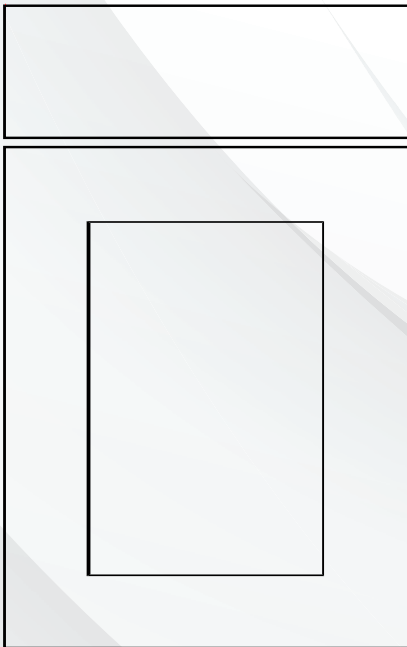
Drawer Front:
One piece, 3/4" thick, MDF.

Door:
MDF frame, 3/4" x 3" wide. 1/2" MDF insert..


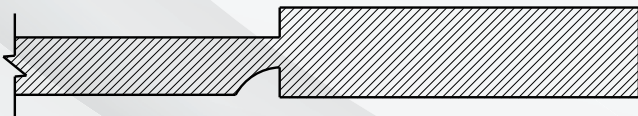
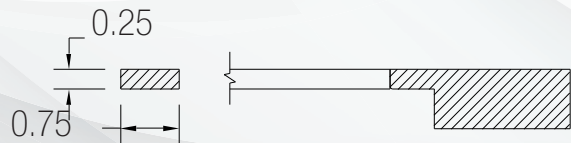
Size Limits:
Door less than 7 1/2" wide will be one piece. Door greater than or equal to 44" high will have two inserts. Maximum is 24" wide by 60" high.

PDF Size Limits:
Drawer fronts smaller than 4 1/2" in height will be one piece. Drawer fronts smaller than 8 3/4" in height will have 1 1/2" rail

Available Modifications:
PREP - Prep Door for Glass (NC)
MULL - Mullion Door (40%)
CR - Add Center Rail in Door (\$217.39)
PDF - Panel Drawer Front (3%)
PDFL - Panel Drawer Front, Large Only (3%)



Mullion Style:



Crestwood, Inc.
601 E. Water Well Rd.
Salina, Kansas 67401
800.235.2618
785.827.0317
www.crestwood-inc.com